



CIRCLE

SHAPE OF LIGHT

PRODUCT SPECIFICATION

 NY CEILING
WALL & CEILING SYSTEMS

CIRCLE

Project _____

HIGH / STANDARD FLUX

Size _____

Quantity _____

Date _____

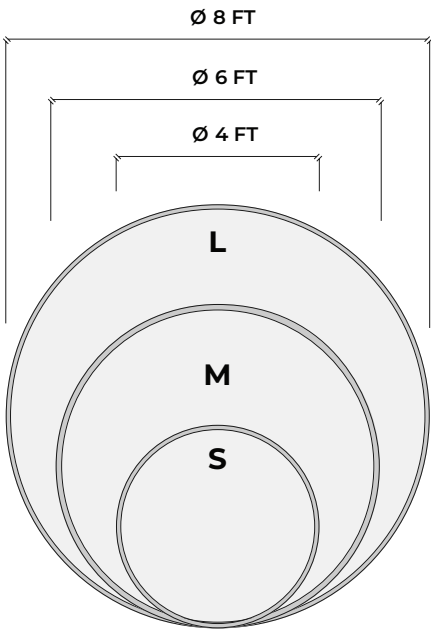
Notes _____



DESCRIPTION

The Circle lamp embodies simplicity and harmony thanks to its round geometry. The aluminum profile is artfully bent into a ring, creating a sleek and seamless design. The round ceiling light emits a soft and even glow, adding warmth to any space. Ideal for any room, with high ceilings this versatile lamp can be combined into multi-level compositions, offering creative design solutions.

ACOUSTIC FEATURES (OPTIONALLY) Experience the perfect combination of superior lighting and noise reduction with an additional sound absorption function. Enjoy the benefits of enhanced visual comfort and a quieter atmosphere, creating an ideal environment for productivity, concentration and relaxation.



NOMINAL SIZES	LIGHT OUTPUT	POWER CONSUMPTION
---------------	--------------	-------------------

STANDARD FLUX, STANDARD/WIDE TRIM

S	Ø 4 ft	≈ 3 700 LM	60 W
M	Ø 6 ft	≈ 8 630 LM	140 W
L	Ø 8 ft	≈ 17 270 LM	280 W

WIDE TRIM



I 7 7/8"

STANDARD TRIM



I 4 5/8"

- LOCATION: indoor, dry location only
- CONTROL PROTOCOL: DIMMING 0/1 - 10 V
- LED CT: TW 2 700 - 6 500 K, 1 600 K, 2 700 K, 3 000 K, 3 500 K, 4 000 K, 5 000 K, 6 500 K, RGBW



CIRCLE

ENVIRONMENTAL AND APPLICATION CONDITIONS





HIGH / STANDARD FLUX

Location	indoor any premises
Frame Material	aluminium
Diffuser Material	easy accessible flexible translucent diffuser
Fire Rating	CAN/ULC-S102.2/EN:3501-1 Class B
Operating Environment (ta)	-13°F to +131°F
Storage Temperature Range (ts)	-40°F to +185°F
Max. operating (case) temperature (tc)	176°F
IP Rating	IP67, IP20
Dimming mode	PWM (dimnable driver like RF, Bluetooth, 0/1-10V, Triac, DALI, DMX)
Voltage	110 - 240 V

PHOTOMETRICAL AND POWER DATA LIGHT COLOR

CRI (Ra)	Ra ≥ 80, > 90	LIGHT SOURCE	COLOR TEMP
Color Uniformity (Typical)	ErP - ANSI Norm, 3 Step	STATIC WHITE	1 600 K, 2 700 K, 3 000 K, 3 500 K, 4 000 K, 5 000 K, 6 500 K
Lumen Maintenance	75,000 hr	TUNABLE WHITE	2 700 - 6 500 K

OPTIONAL

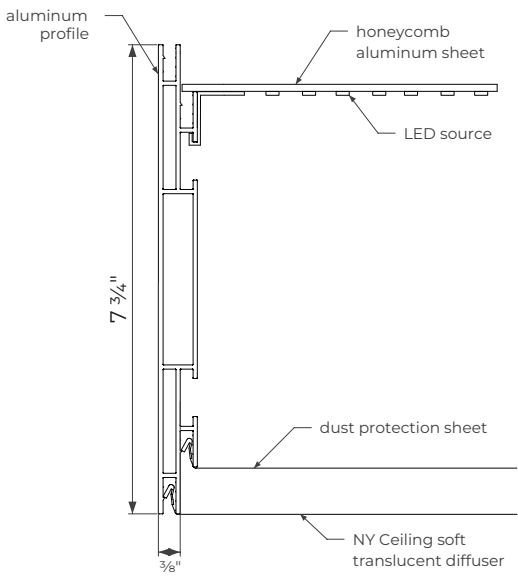
 SIZE	please inquire for details
 PROTOCOL	DALI 2, DMX*
 LED CCT	6 500 K, AM: amber 1 600 K, RGBW*
 ADDITIONAL	remote control or switch, RAL coating, print, acoustic

CIRCLE

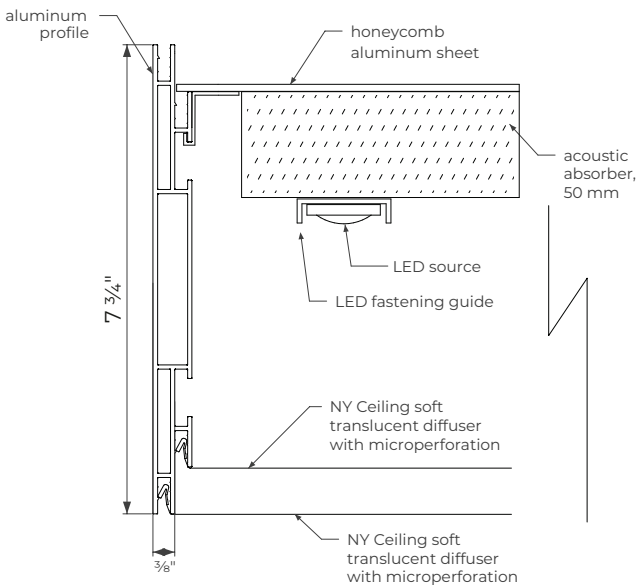
CONSTRUCTION DETAILS

HIGH / STANDARD FLUX

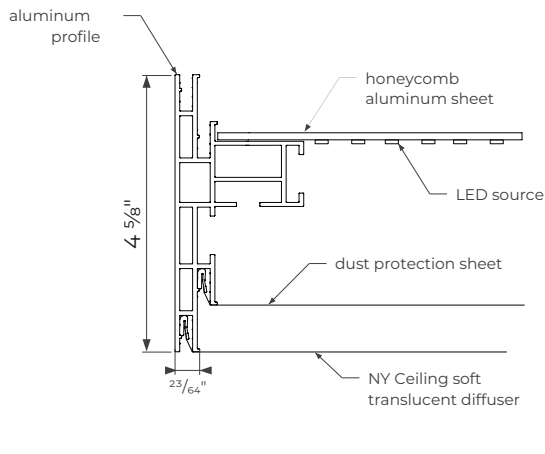
WIDE TRIM



ACOUSTIC TRIM



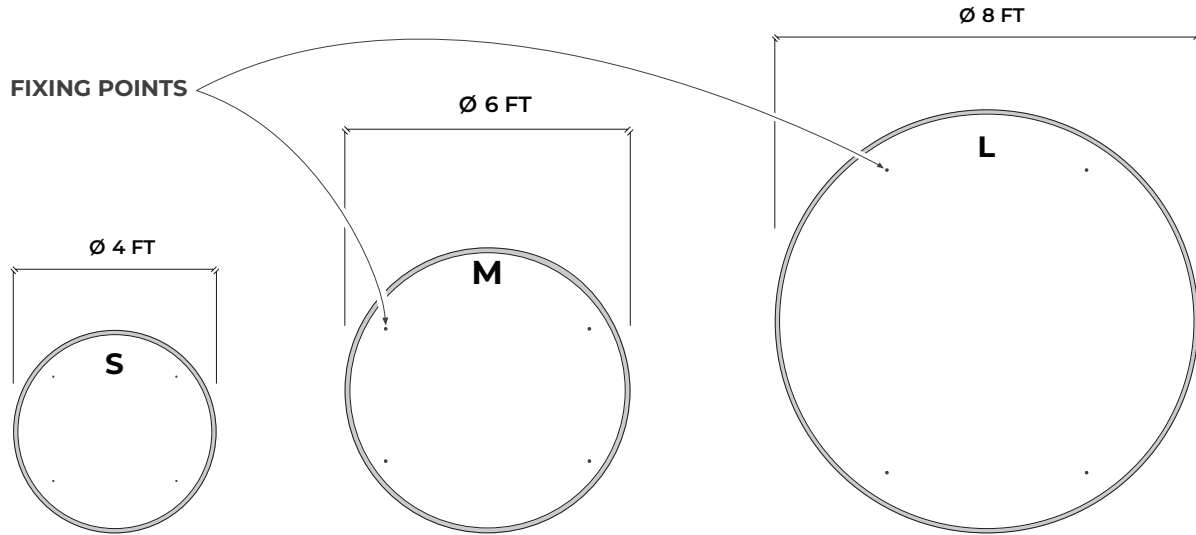
STANDARD TRIM





CIRCLE

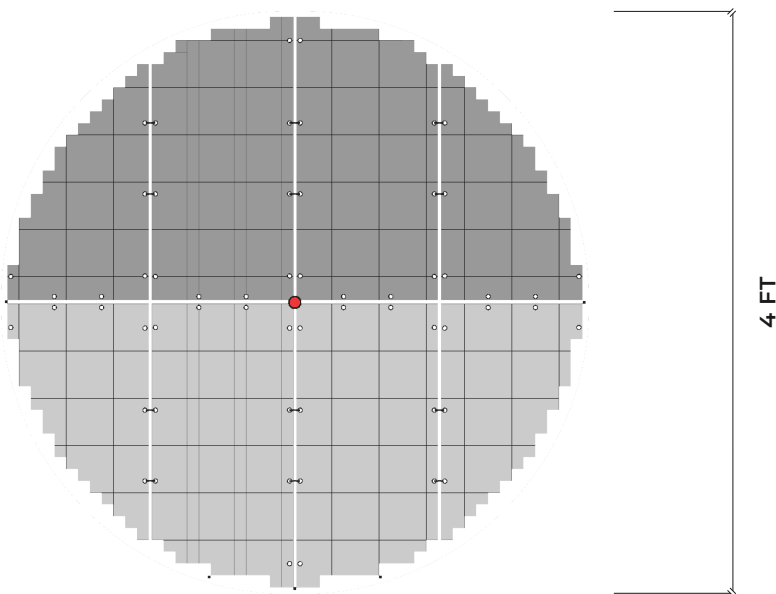
SHAPE VARIETIES

HIGH / STANDARD FLUX



WIDE TRIM	$h = 7 \frac{3}{4}"$	I	
STANDARD TRIM	$h = 4 \frac{5}{8}"$	I	

LED ARRANGEMENT



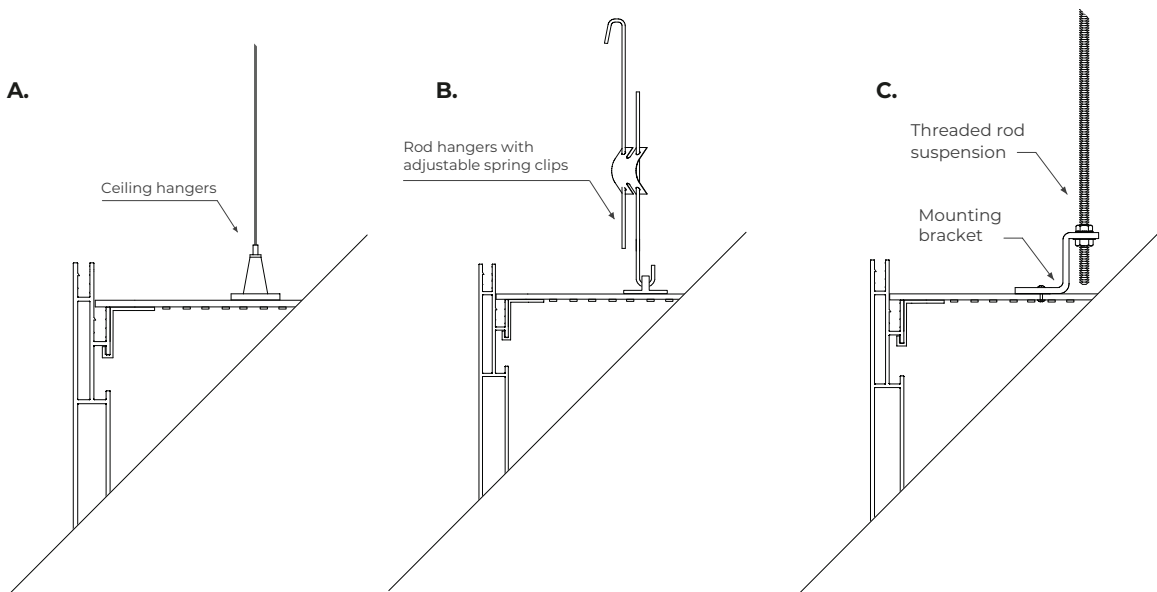
 - *16 GA DC power wires

CIRCLE

HIGH / STANDARD FLUX

SUSPENSION DETAILS

- A.** Flexible Installation with height-adjustable steel cable suspension (4 x 78").
- B.** Rigid suspension with quick height-adjustable ceiling clips.
- C.** Threaded rod mounting.



PACKAGE INFORMATION

ACTUAL SIZES		WEIGHT	PACKAGE DIMENSIONS
HIGH FLUX, WIDE TRIM			
S	Ø 4 ft h 7 ¾"	64 lb	5 x 5 ft h 10"
M	Ø 6 ft h 7 ¾"	95 lb	9 x 9 ft h 10"
L	Ø 8 ft h 7 ¾"	113 lb	11 x 11 ft h 10"
STANDARD FLUX, STANDARD TRIM			
S	Ø 4 ft h 4 5/8"	51 lb	5 x 5 ft h 6"
M	Ø 6 ft h 4 5/8"	73 lb	9 x 9 ft h 6"
L	Ø 8 ft h 4 5/8"	93 lb	11 x 11 ft h 6"

CIRCLE

HIGH / STANDARD FLUX

HOW TO ORDER

MODEL	NOMINAL SIZE	LUMINOUS FLUX TYPE	COLOR TEMPERATURE	CONTROL PROTOCOLS	HOUSING COLOR	TYPE OF MOUNT	ADDITIONAL FEATURES
CIRCLE	4 FT	STANDARD	2 700 K	DIM 0/1 - 10 V	WHITE	FLEXIBLE	PRINT diffusor with print
	6 FT	HIGH	TW 2 700 - 6 500 K	DALI	RAL XXXX desired RAL color code	RIGID	ACOUSTIC sound absorption
	8 FT		1 600 K	DALI 2		THREADED	
			3 000 K			SURFACE WALL	
			3 500 K	DMX for RGBW			
			4 000 K			SURFACE CEILING	
			5 000 K				
			6 000 K				
			6 500 K				
			RGBW				

general features
 optional features

ORDER EXAMPLE:

CIRCLE - 4 x 6 FT - HIGH - TW - Dali - White - Flexible - Acoustic

CIRCLE + 4 FT + HIGH + TW + DALI + WHITE + FLEXIBLE + ACOUSTIC

SHAPE OF LIGHT :

- Available in rectangles, circles and curved shapes
- Our flush mount solutions provide continuous, immersive illumination across your ceiling or cavity
- The flexible profile is easy to install, making it a convenient choice for any space
- Dust ply is included, so you can enjoy clean and clear lighting
- Choose from eight CCT options, including tunable white and dim-to-warm, to achieve the perfect ambiance for your needs.